

22-23 Climate Survey for Students

Survey Results

Huggins Elementary

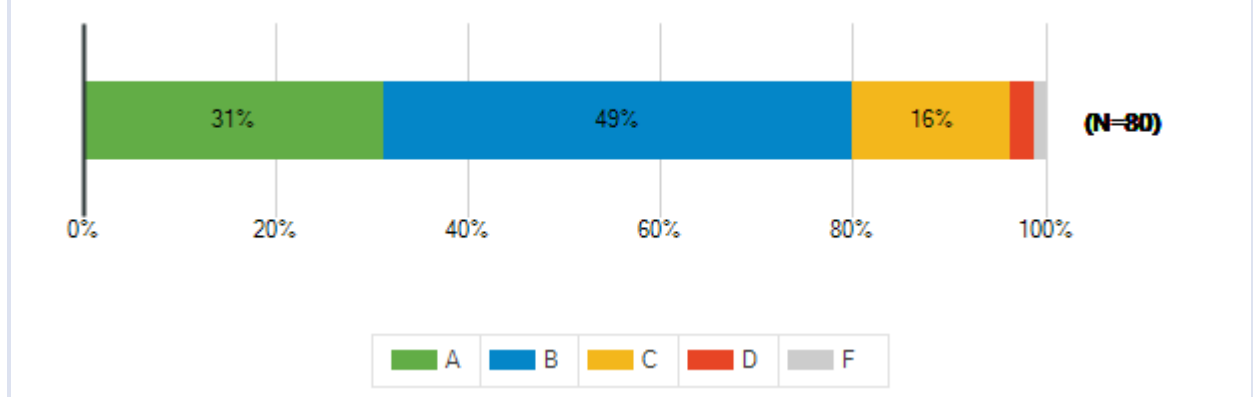
Lamar Consolidated ISD
February 1 - March 21, 2023

LAMARCISD
A PROUD TRADITION | A BRIGHT FUTURE

Lamar Consolidated ISD
22-23 Climate Survey for Students

Students receive grades of A, B, C, D or F to report the quality of their work. What grade would you give the overall quality of the education at your school? On this scale, A represents outstanding, C is average and F is failing.

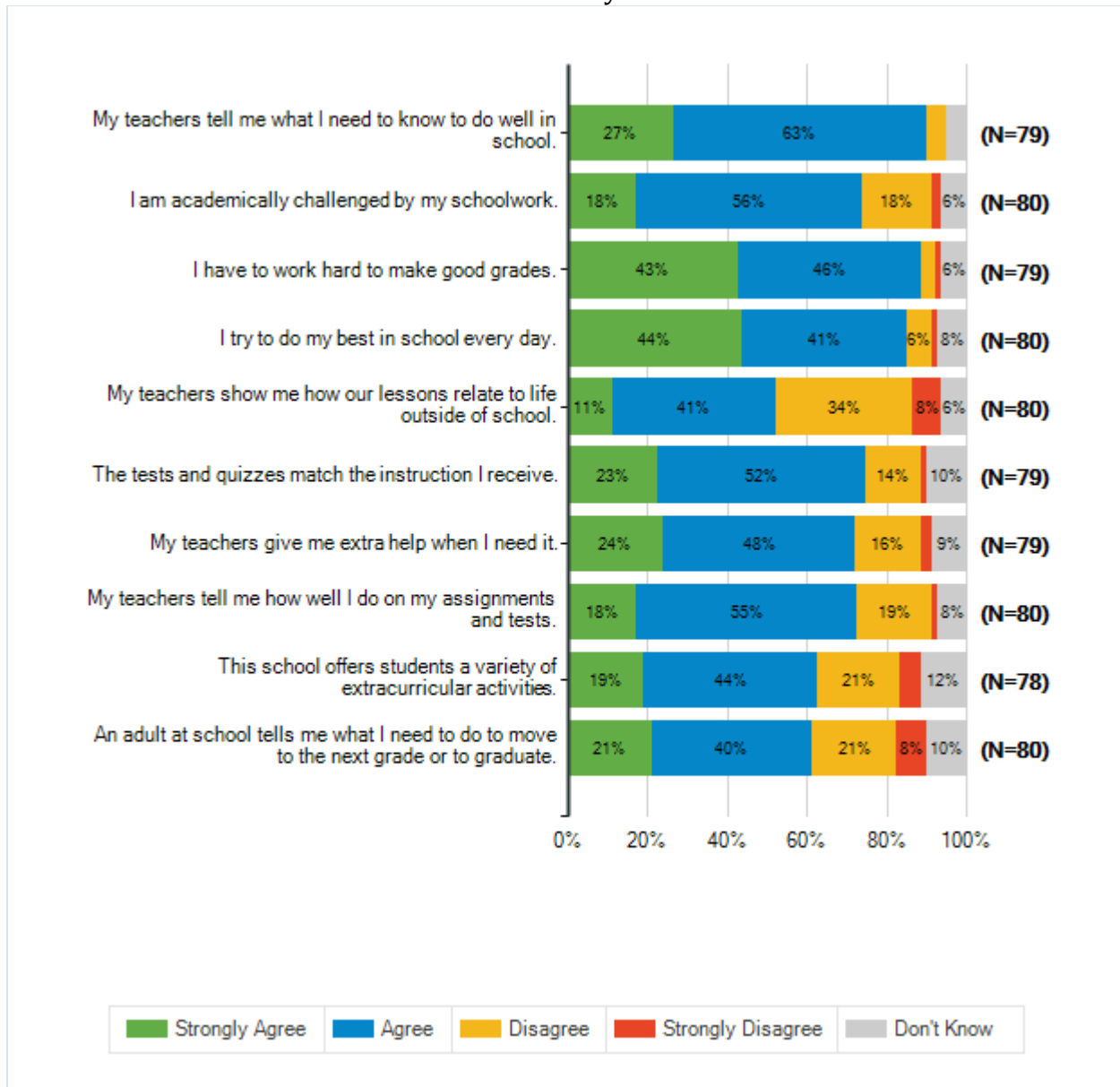
| Responses | Count | % |
|------------------------|-----------|-----|
| A | 25 | 31% |
| B | 39 | 49% |
| C | 13 | 16% |
| D | 2 | 3% |
| F | 1 | 1% |
| Total Responses | 80 | |



Lamar Consolidated ISD
22-23 Climate Survey for Students

| | | | | | | | |
|--|---|----------------|-------|----------|-------------------|------------|-----------------|
| How strongly do you agree or disagree with each of the following statements? | | | | | | | |
| | | Strongly Agree | Agree | Disagree | Strongly Disagree | Don't Know | Total Responses |
| (a) | My teachers tell me what I need to know to do well in school. | 21 | 50 | 4 | 0 | 4 | 79 |
| | | 27% | 63% | 5% | 0% | 5% | |
| (b) | I am academically challenged by my schoolwork. | 14 | 45 | 14 | 2 | 5 | 80 |
| | | 18% | 56% | 18% | 3% | 6% | |
| (c) | I have to work hard to make good grades. | 34 | 36 | 3 | 1 | 5 | 79 |
| | | 43% | 46% | 4% | 1% | 6% | |
| (d) | I try to do my best in school every day. | 35 | 33 | 5 | 1 | 6 | 80 |
| | | 44% | 41% | 6% | 1% | 8% | |
| (e) | My teachers show me how our lessons relate to life outside of school. | 9 | 33 | 27 | 6 | 5 | 80 |
| | | 11% | 41% | 34% | 8% | 6% | |
| (f) | The tests and quizzes match the instruction I receive. | 18 | 41 | 11 | 1 | 8 | 79 |
| | | 23% | 52% | 14% | 1% | 10% | |
| (g) | My teachers give me extra help when I need it. | 19 | 38 | 13 | 2 | 7 | 79 |
| | | 24% | 48% | 16% | 3% | 9% | |
| (h) | My teachers tell me how well I do on my assignments and tests. | 14 | 44 | 15 | 1 | 6 | 80 |
| | | 18% | 55% | 19% | 1% | 8% | |
| (i) | This school offers students a variety of extracurricular activities. | 15 | 34 | 16 | 4 | 9 | 78 |
| | | 19% | 44% | 21% | 5% | 12% | |
| (j) | An adult at school tells me what I need to do to move to the next grade or to graduate. | 17 | 32 | 17 | 6 | 8 | 80 |
| | | 21% | 40% | 21% | 8% | 10% | |

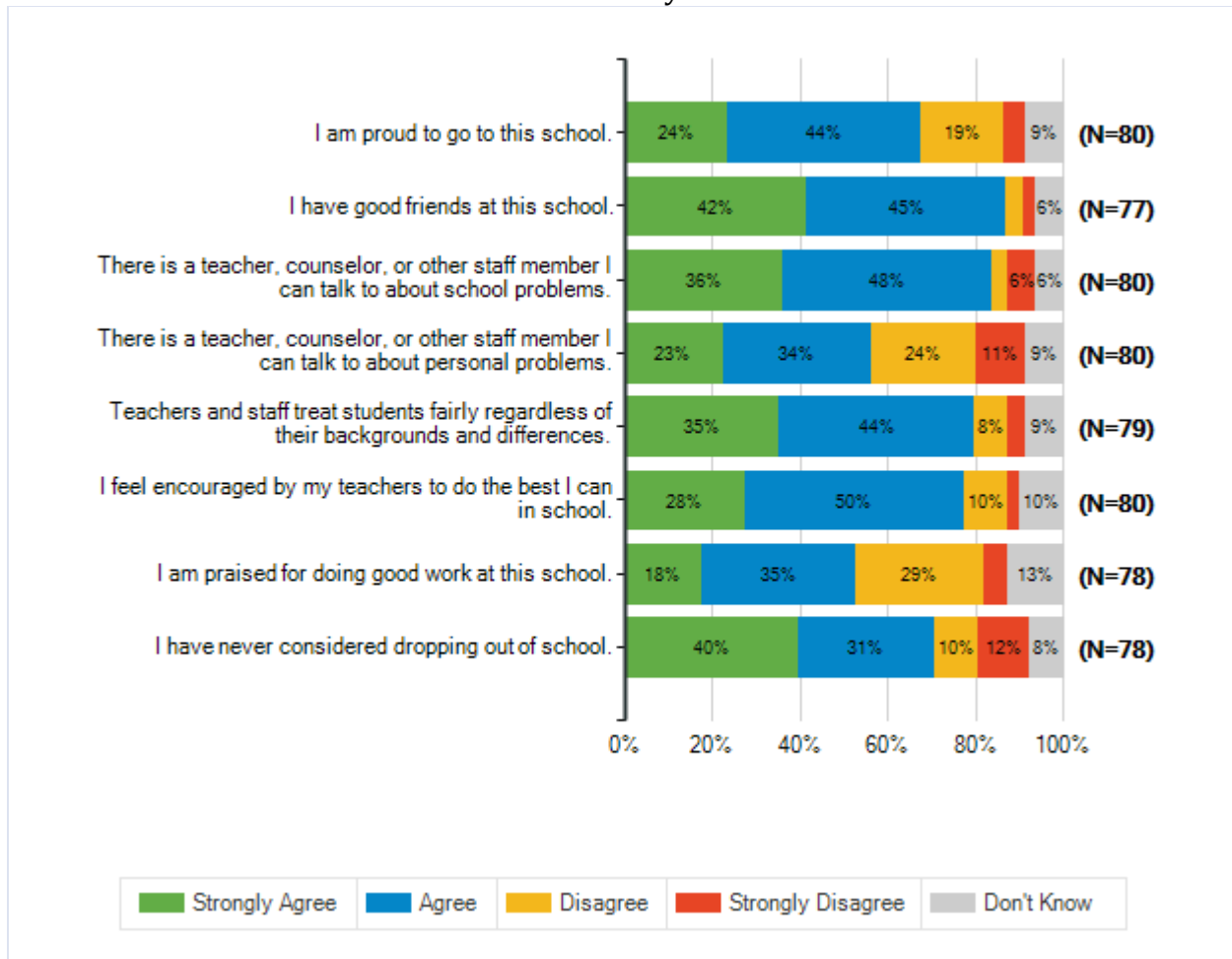
Lamar Consolidated ISD
22-23 Climate Survey for Students



Lamar Consolidated ISD
22-23 Climate Survey for Students

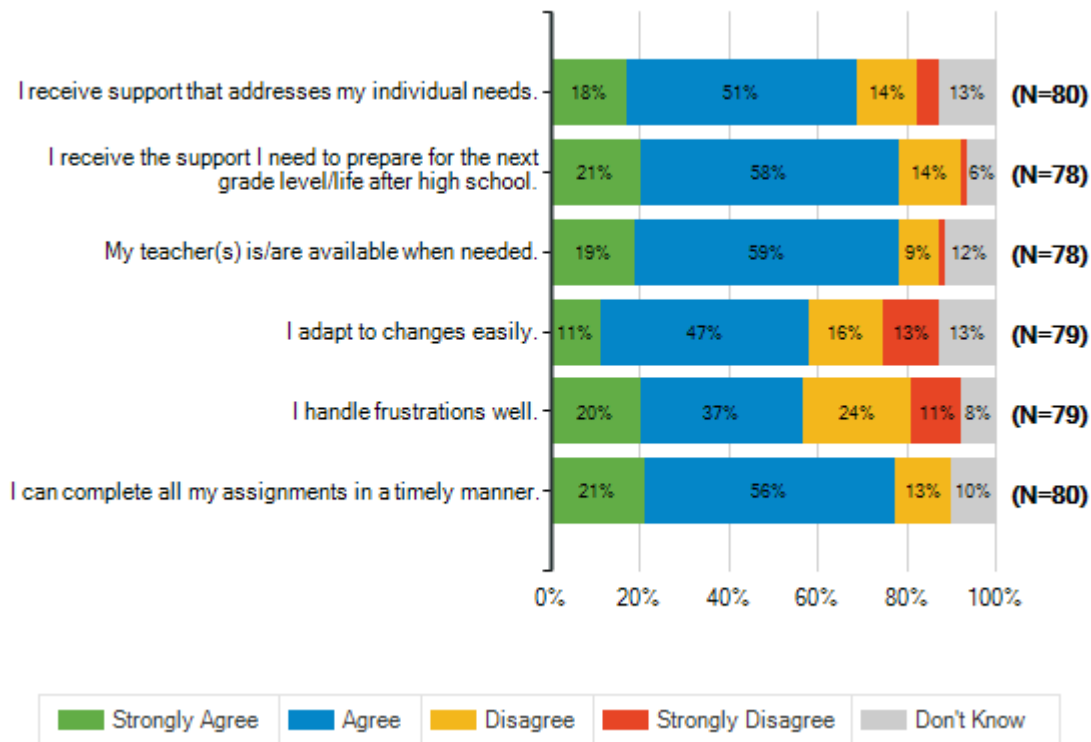
| How strongly do you agree or disagree with each of the following statements? | | | | | | | |
|--|---|----------------|-------|----------|-------------------|------------|-----------------|
| | | Strongly Agree | Agree | Disagree | Strongly Disagree | Don't Know | Total Responses |
| (a) | I am proud to go to this school. | 19 | 35 | 15 | 4 | 7 | 80 |
| | | 24% | 44% | 19% | 5% | 9% | |
| (b) | I have good friends at this school. | 32 | 35 | 3 | 2 | 5 | 77 |
| | | 42% | 45% | 4% | 3% | 6% | |
| (c) | There is a teacher, counselor, or other staff member I can talk to about school problems. | 29 | 38 | 3 | 5 | 5 | 80 |
| | | 36% | 48% | 4% | 6% | 6% | |
| (d) | There is a teacher, counselor, or other staff member I can talk to about personal problems. | 18 | 27 | 19 | 9 | 7 | 80 |
| | | 23% | 34% | 24% | 11% | 9% | |
| (e) | Teachers and staff treat students fairly regardless of their backgrounds and differences. | 28 | 35 | 6 | 3 | 7 | 79 |
| | | 35% | 44% | 8% | 4% | 9% | |
| (f) | I feel encouraged by my teachers to do the best I can in school. | 22 | 40 | 8 | 2 | 8 | 80 |
| | | 28% | 50% | 10% | 3% | 10% | |
| (g) | I am praised for doing good work at this school. | 14 | 27 | 23 | 4 | 10 | 78 |
| | | 18% | 35% | 29% | 5% | 13% | |
| (h) | I have never considered dropping out of school. | 31 | 24 | 8 | 9 | 6 | 78 |
| | | 40% | 31% | 10% | 12% | 8% | |

Lamar Consolidated ISD
22-23 Climate Survey for Students



Lamar Consolidated ISD
22-23 Climate Survey for Students

| How strongly do you agree or disagree with each of the following statements? | | | | | | |
|--|----------------|-------|----------|-------------------|------------|-----------------|
| | Strongly Agree | Agree | Disagree | Strongly Disagree | Don't Know | Total Responses |
| (a) I receive support that addresses my individual needs. | 14 | 41 | 11 | 4 | 10 | 80 |
| | 18% | 51% | 14% | 5% | 13% | |
| (b) I receive the support I need to prepare for the next grade level/life after high school. | 16 | 45 | 11 | 1 | 5 | 78 |
| | 21% | 58% | 14% | 1% | 6% | |
| (c) My teacher(s) is/are available when needed. | 15 | 46 | 7 | 1 | 9 | 78 |
| | 19% | 59% | 9% | 1% | 12% | |
| (d) I adapt to changes easily. | 9 | 37 | 13 | 10 | 10 | 79 |
| | 11% | 47% | 16% | 13% | 13% | |
| (e) I handle frustrations well. | 16 | 29 | 19 | 9 | 6 | 79 |
| | 20% | 37% | 24% | 11% | 8% | |
| (f) I can complete all my assignments in a timely manner. | 17 | 45 | 10 | 0 | 8 | 80 |
| | 21% | 56% | 13% | 0% | 10% | |

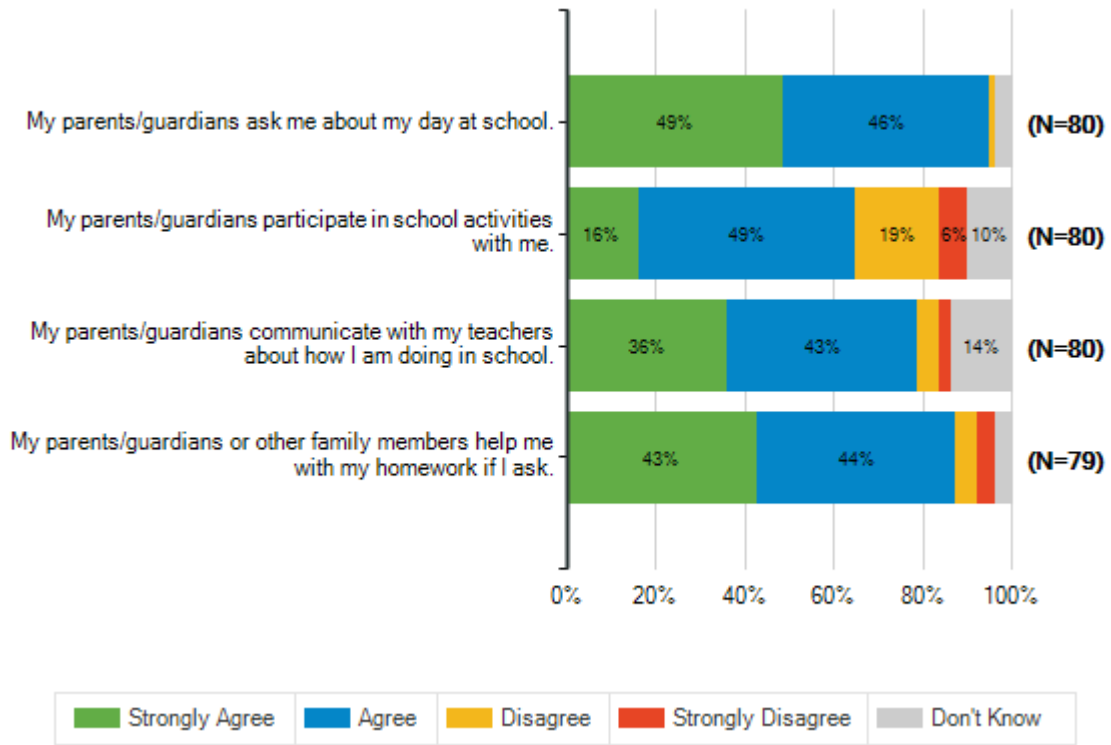


Lamar Consolidated ISD
22-23 Climate Survey for Students

| &nbsp; | | | | | | | |
|---|---|-----------------------|--------------|-----------------|--------------------------|-------------------|------------------------|
| How strongly do you agree or disagree with each of the following statements? | | | | | | | |
| | | Strongly Agree | Agree | Disagree | Strongly Disagree | Don't Know | Total Responses |
| (a) | A principal, teacher, guidance counselor, or college & career facilitator has given me advice on how to apply for scholarships. | 0 | 0 | 0 | 0 | 0 | 0 |
| | | 0% | 0% | 0% | 0% | 0% | |
| (b) | A principal, teacher, guidance counselor, or college & career facilitator has given me advice on how to get into college or workforce development programs. | 0 | 0 | 0 | 0 | 0 | 0 |
| | | 0% | 0% | 0% | 0% | 0% | |
| (c) | A principal, teacher, guidance counselor, or college & career facilitator has explored post-high school career and education paths with me. | 0 | 0 | 0 | 0 | 0 | 0 |
| | | 0% | 0% | 0% | 0% | 0% | |
| There were no responses to this question. | | | | | | | |

Lamar Consolidated ISD
22-23 Climate Survey for Students

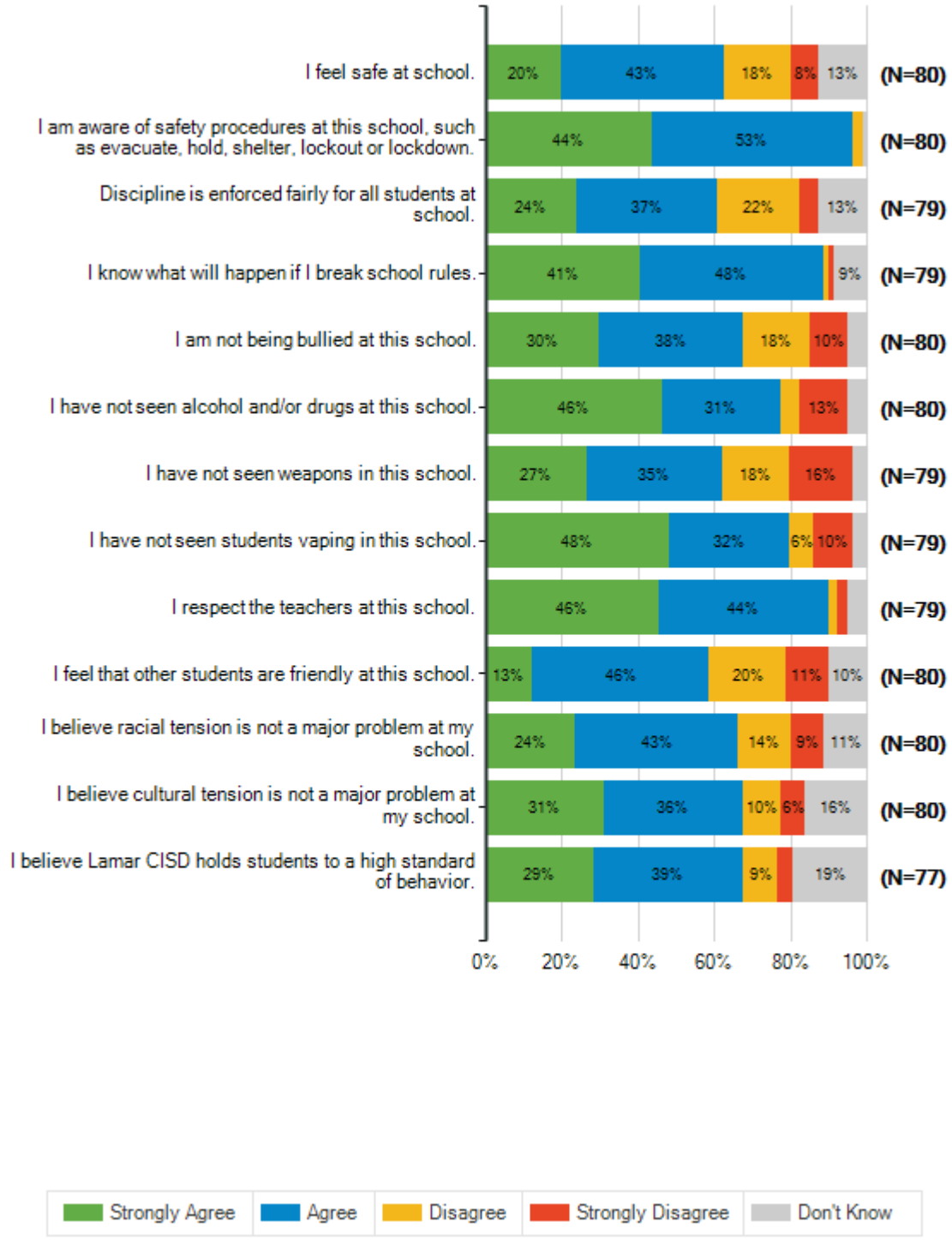
| How strongly do you agree or disagree with each of the following statements? | | | | | | | |
|--|---|----------------|-------|----------|-------------------|------------|-----------------|
| | | Strongly Agree | Agree | Disagree | Strongly Disagree | Don't Know | Total Responses |
| (a) | My parents/guardians ask me about my day at school. | 39 | 37 | 1 | 0 | 3 | 80 |
| | | 49% | 46% | 1% | 0% | 4% | |
| (b) | My parents/guardians participate in school activities with me. | 13 | 39 | 15 | 5 | 8 | 80 |
| | | 16% | 49% | 19% | 6% | 10% | |
| (c) | My parents/guardians communicate with my teachers about how I am doing in school. | 29 | 34 | 4 | 2 | 11 | 80 |
| | | 36% | 43% | 5% | 3% | 14% | |
| (d) | My parents/guardians or other family members help me with my homework if I ask. | 34 | 35 | 4 | 3 | 3 | 79 |
| | | 43% | 44% | 5% | 4% | 4% | |



Lamar Consolidated ISD
22-23 Climate Survey for Students

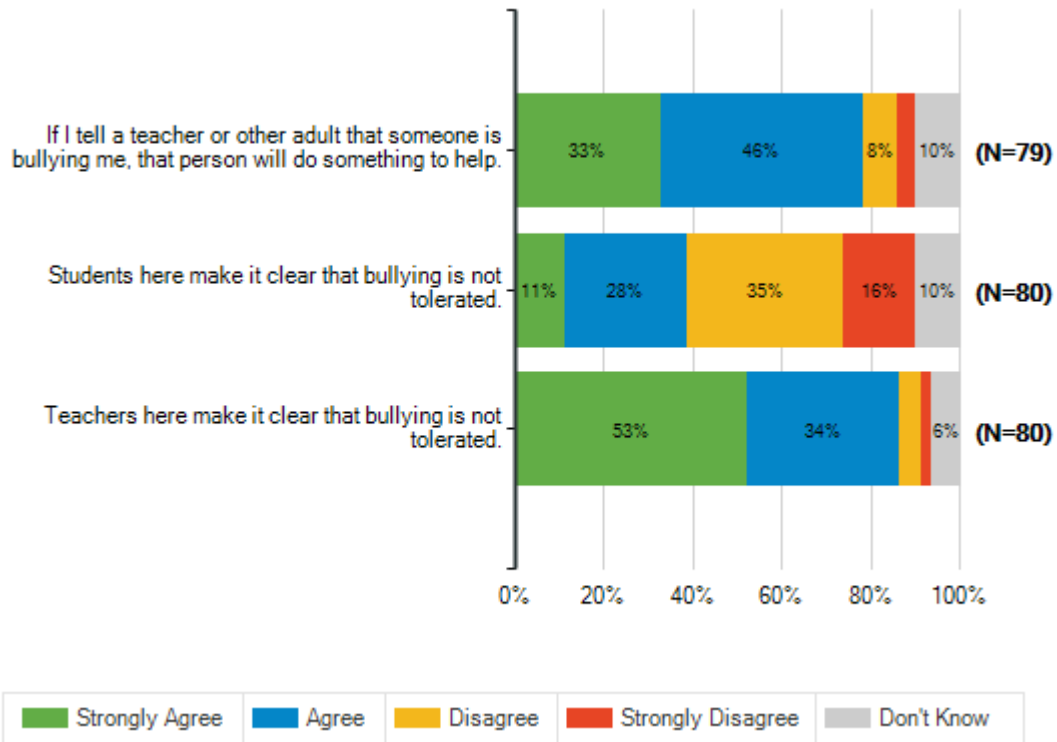
| | | | | | | | |
|--|---|----------------|-------|----------|-------------------|------------|-----------------|
| How strongly do you agree or disagree with each of the following statements? | | | | | | | |
| | | Strongly Agree | Agree | Disagree | Strongly Disagree | Don't Know | Total Responses |
| (a) | I feel safe at school. | 16 | 34 | 14 | 6 | 10 | 80 |
| | | 20% | 43% | 18% | 8% | 13% | |
| (b) | I am aware of safety procedures at this school, such as evacuate, hold, shelter, lockout or lockdown. | 35 | 42 | 2 | 0 | 1 | 80 |
| | | 44% | 53% | 3% | 0% | 1% | |
| (c) | Discipline is enforced fairly for all students at school. | 19 | 29 | 17 | 4 | 10 | 79 |
| | | 24% | 37% | 22% | 5% | 13% | |
| (d) | I know what will happen if I break school rules. | 32 | 38 | 1 | 1 | 7 | 79 |
| | | 41% | 48% | 1% | 1% | 9% | |
| (e) | I am not being bullied at this school. | 24 | 30 | 14 | 8 | 4 | 80 |
| | | 30% | 38% | 18% | 10% | 5% | |
| (f) | I have not seen alcohol and/or drugs at this school. | 37 | 25 | 4 | 10 | 4 | 80 |
| | | 46% | 31% | 5% | 13% | 5% | |
| (g) | I have not seen weapons in this school. | 21 | 28 | 14 | 13 | 3 | 79 |
| | | 27% | 35% | 18% | 16% | 4% | |
| (h) | I have not seen students vaping in this school. | 38 | 25 | 5 | 8 | 3 | 79 |
| | | 48% | 32% | 6% | 10% | 4% | |
| (i) | I respect the teachers at this school. | 36 | 35 | 2 | 2 | 4 | 79 |
| | | 46% | 44% | 3% | 3% | 5% | |
| (j) | I feel that other students are friendly at this school. | 10 | 37 | 16 | 9 | 8 | 80 |
| | | 13% | 46% | 20% | 11% | 10% | |
| (k) | I believe racial tension is not a major problem at my school. | 19 | 34 | 11 | 7 | 9 | 80 |
| | | 24% | 43% | 14% | 9% | 11% | |
| (l) | I believe cultural tension is not a major problem at my school. | 25 | 29 | 8 | 5 | 13 | 80 |
| | | 31% | 36% | 10% | 6% | 16% | |
| (m) | I believe Lamar CISD holds students to a high standard of behavior. | 22 | 30 | 7 | 3 | 15 | 77 |
| | | 29% | 39% | 9% | 4% | 19% | |

Lamar Consolidated ISD
22-23 Climate Survey for Students

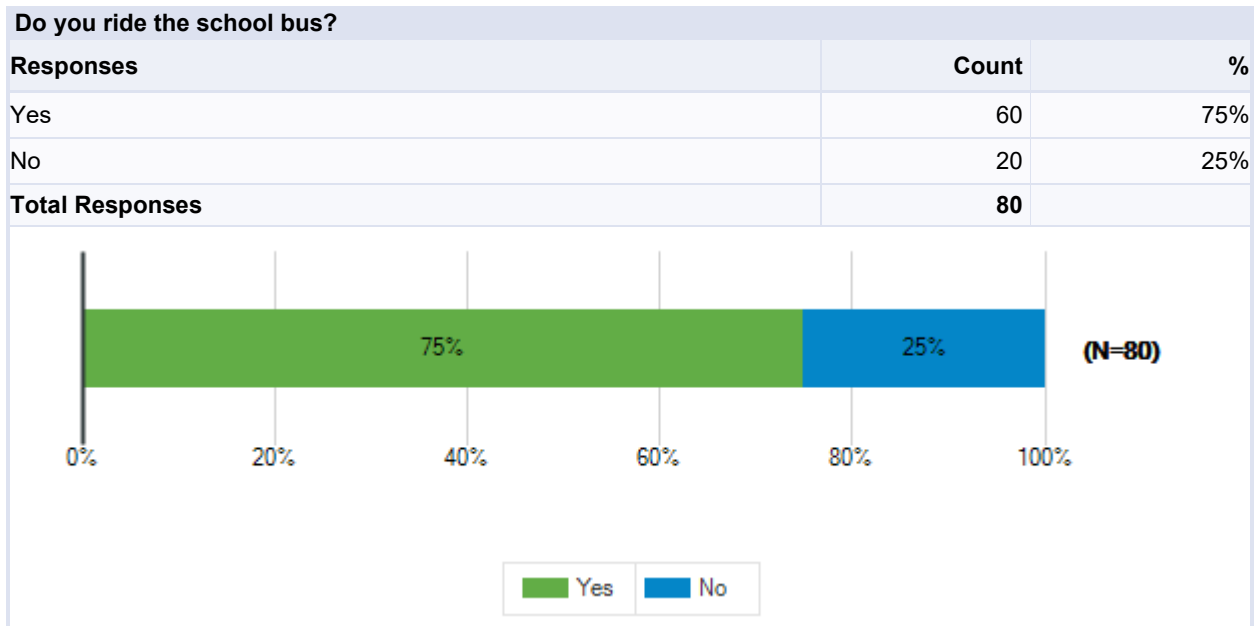


Lamar Consolidated ISD
22-23 Climate Survey for Students

| How strongly do you agree or disagree with each of the following statements? | | | | | | | |
|--|--|----------------|-------|----------|-------------------|------------|-----------------|
| Bullying | | | | | | | |
| | | Strongly Agree | Agree | Disagree | Strongly Disagree | Don't Know | Total Responses |
| (a) | If I tell a teacher or other adult that someone is bullying me, that person will do something to help. | 26 | 36 | 6 | 3 | 8 | 79 |
| | | 33% | 46% | 8% | 4% | 10% | |
| (b) | Students here make it clear that bullying is not tolerated. | 9 | 22 | 28 | 13 | 8 | 80 |
| | | 11% | 28% | 35% | 16% | 10% | |
| (c) | Teachers here make it clear that bullying is not tolerated. | 42 | 27 | 4 | 2 | 5 | 80 |
| | | 53% | 34% | 5% | 3% | 6% | |

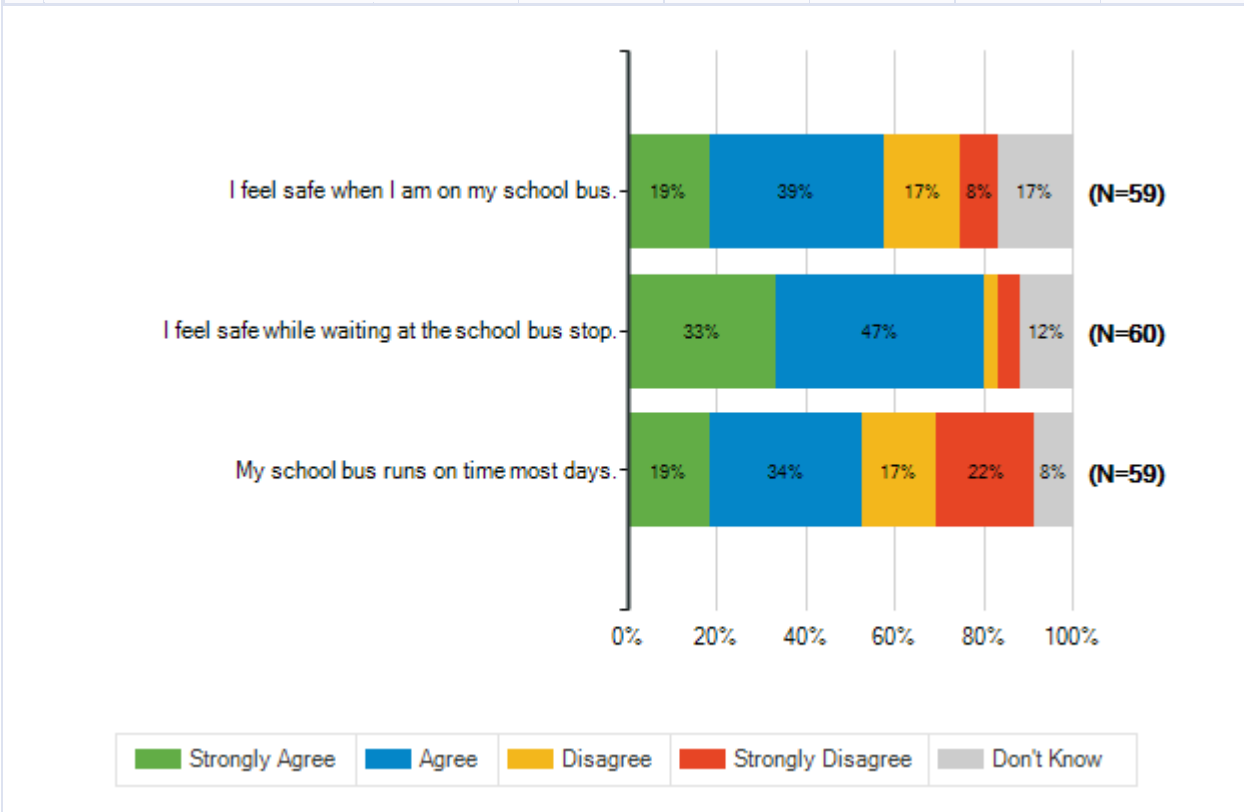


Lamar Consolidated ISD
22-23 Climate Survey for Students



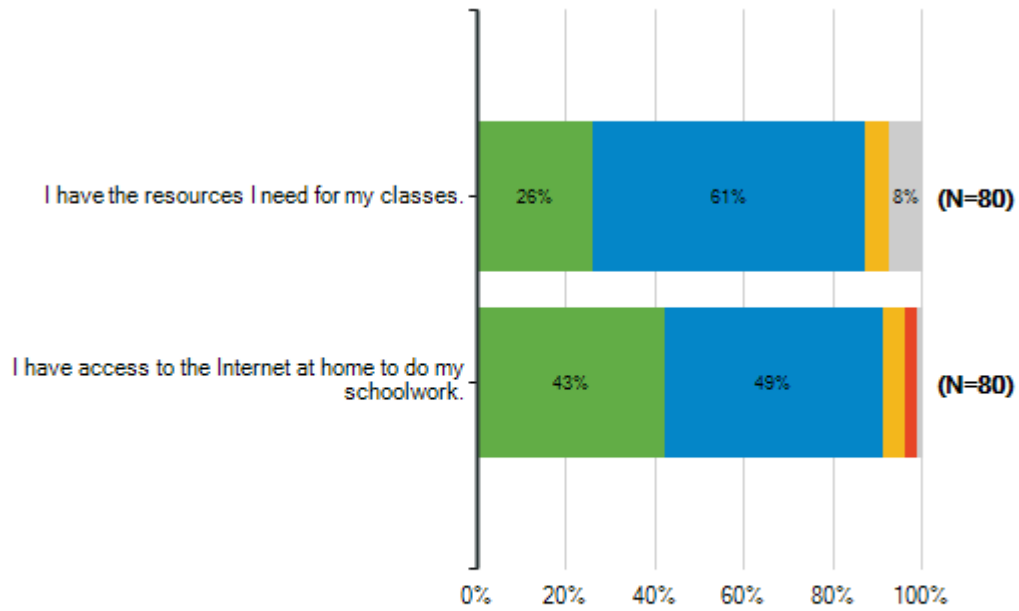
Lamar Consolidated ISD
22-23 Climate Survey for Students

| How strongly do you agree or disagree with each of the following statements? | | | | | | | |
|--|---|----------------|-------|----------|-------------------|------------|-----------------|
| | | Strongly Agree | Agree | Disagree | Strongly Disagree | Don't Know | Total Responses |
| (a) | I feel safe when I am on my school bus. | 11 | 23 | 10 | 5 | 10 | 59 |
| | | 19% | 39% | 17% | 8% | 17% | |
| (b) | I feel safe while waiting at the school bus stop. | 20 | 28 | 2 | 3 | 7 | 60 |
| | | 33% | 47% | 3% | 5% | 12% | |
| (c) | My school bus runs on time most days. | 11 | 20 | 10 | 13 | 5 | 59 |
| | | 19% | 34% | 17% | 22% | 8% | |



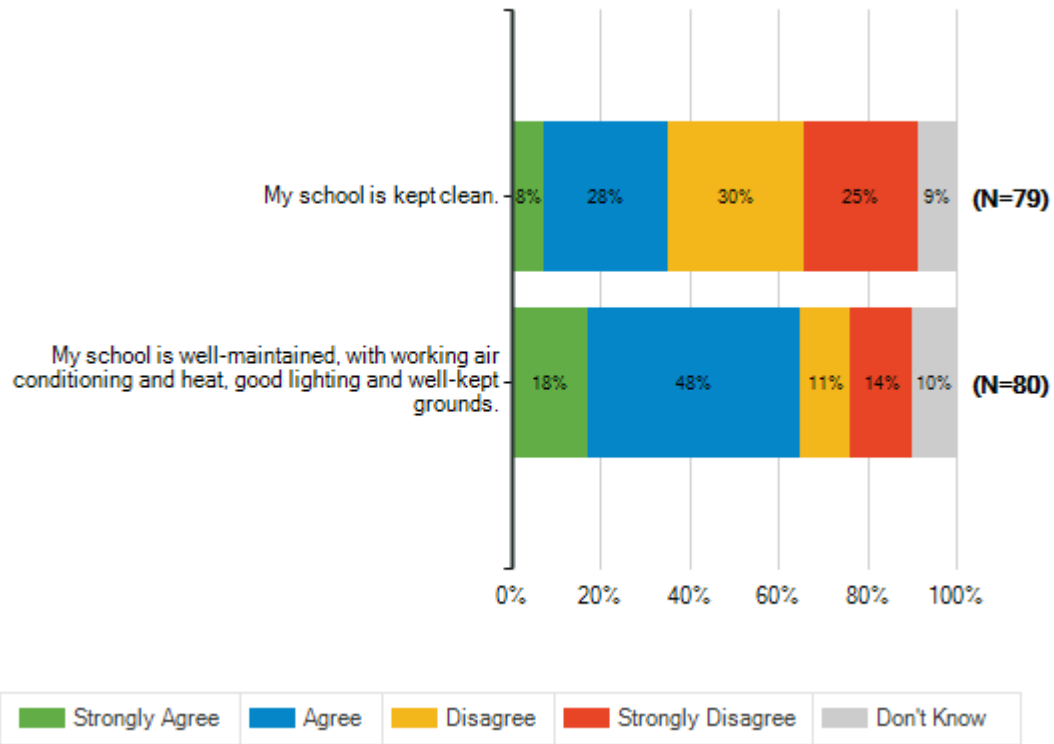
Lamar Consolidated ISD
22-23 Climate Survey for Students

| How strongly do you agree or disagree with each of the following statements? | | | | | | | |
|--|--|----------------|-------|----------|-------------------|------------|-----------------|
| | | Strongly Agree | Agree | Disagree | Strongly Disagree | Don't Know | Total Responses |
| (a) | I have the resources I need for my classes. | 21 | 49 | 4 | 0 | 6 | 80 |
| | | 26% | 61% | 5% | 0% | 8% | |
| (b) | I have access to the Internet at home to do my schoolwork. | 34 | 39 | 4 | 2 | 1 | 80 |
| | | 43% | 49% | 5% | 3% | 1% | |



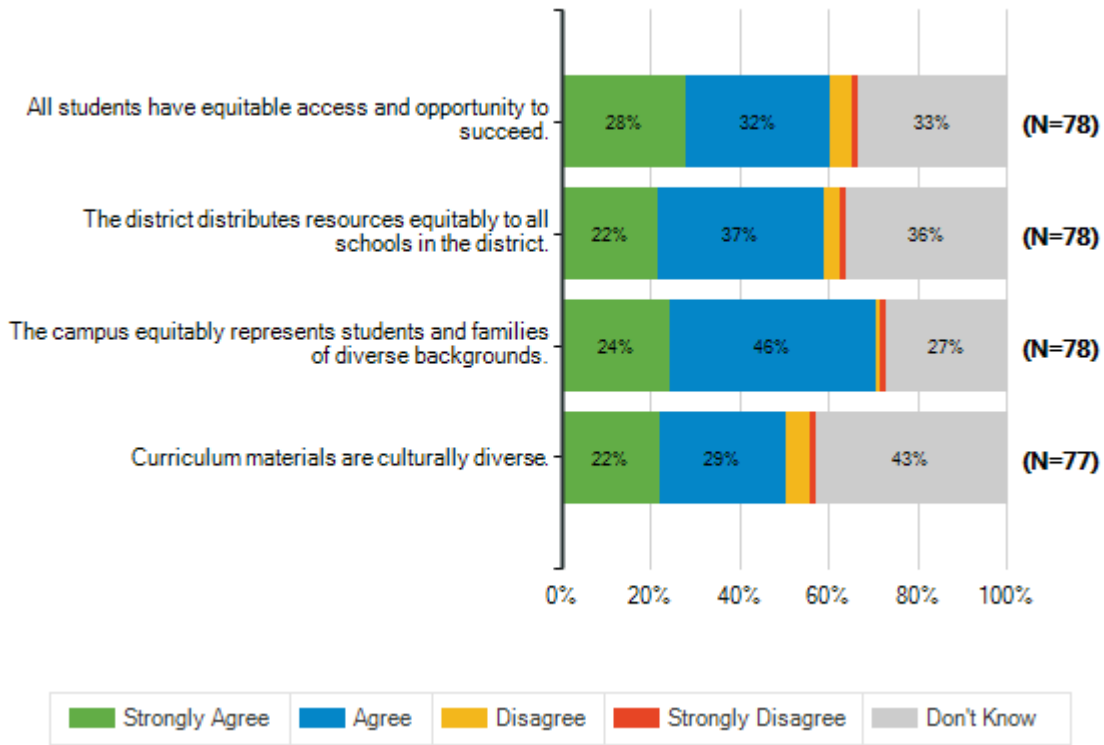
Lamar Consolidated ISD
22-23 Climate Survey for Students

| How strongly do you agree or disagree with each of the following statements? | | | | | | | |
|--|--|----------------|-------|----------|-------------------|------------|-----------------|
| | | Strongly Agree | Agree | Disagree | Strongly Disagree | Don't Know | Total Responses |
| (a) | My school is kept clean. | 6 | 22 | 24 | 20 | 7 | 79 |
| | | 8% | 28% | 30% | 25% | 9% | |
| (b) | My school is well-maintained, with working air conditioning and heat, good lighting and well-kept grounds. | 14 | 38 | 9 | 11 | 8 | 80 |
| | | 18% | 48% | 11% | 14% | 10% | |



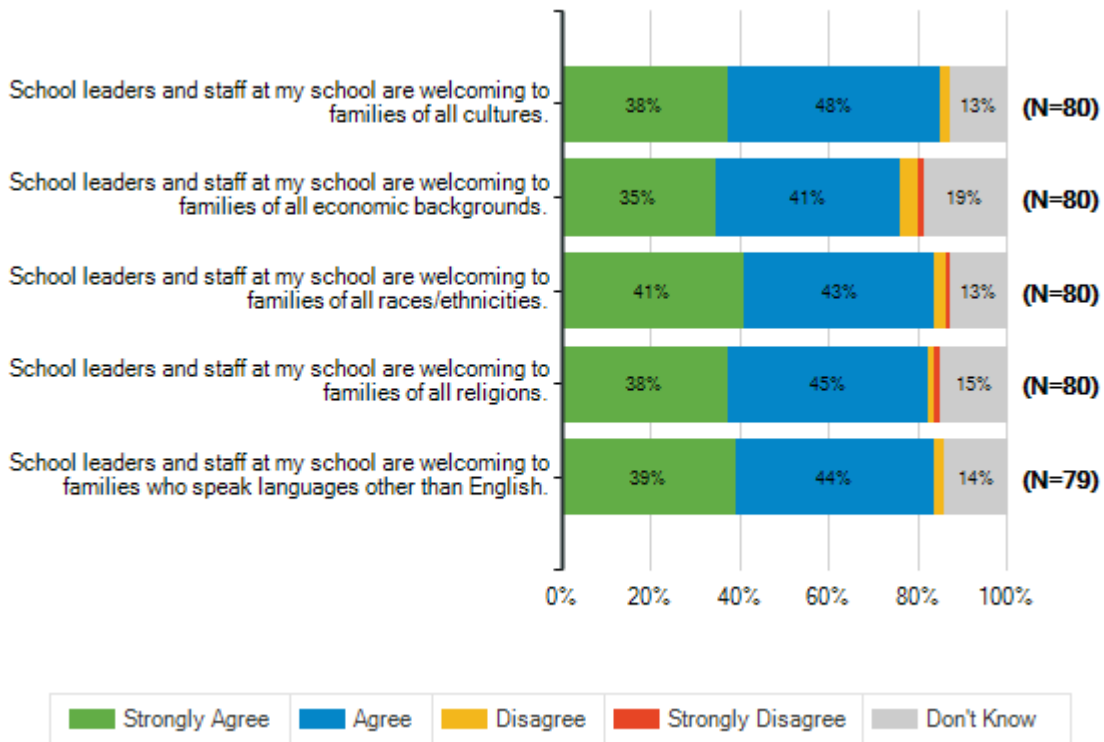
Lamar Consolidated ISD
22-23 Climate Survey for Students

| Overall Perceptions of Equity | | | | | | | |
|---|---|----------------|-------|----------|-------------------|------------|-----------------|
| Thinking about Lamar CISD, how strongly do you agree or disagree with each of the following statements? | | | | | | | |
| | | Strongly Agree | Agree | Disagree | Strongly Disagree | Don't Know | Total Responses |
| (a) | All students have equitable access and opportunity to succeed. | 22 | 25 | 4 | 1 | 26 | 78 |
| | | 28% | 32% | 5% | 1% | 33% | |
| (b) | The district distributes resources equitably to all schools in the district. | 17 | 29 | 3 | 1 | 28 | 78 |
| | | 22% | 37% | 4% | 1% | 36% | |
| (c) | The campus equitably represents students and families of diverse backgrounds. | 19 | 36 | 1 | 1 | 21 | 78 |
| | | 24% | 46% | 1% | 1% | 27% | |
| (d) | Curriculum materials are culturally diverse. | 17 | 22 | 4 | 1 | 33 | 77 |
| | | 22% | 29% | 5% | 1% | 43% | |



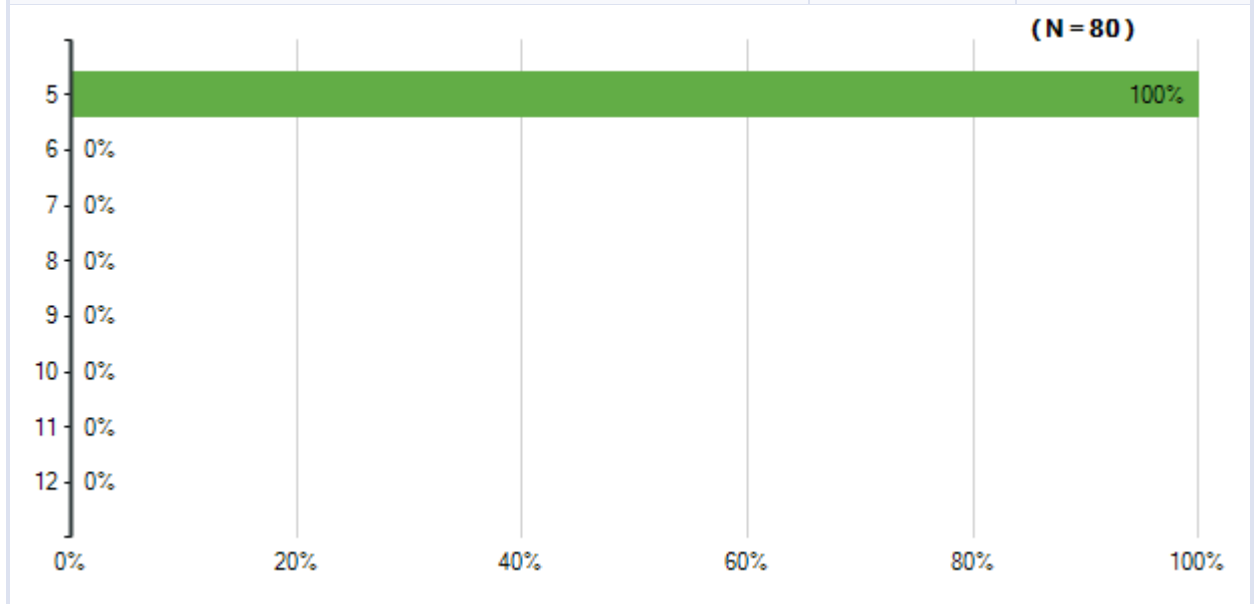
Lamar Consolidated ISD
22-23 Climate Survey for Students

| Culture and Climate | | | | | | | |
|--|---|----------------|-------|----------|-------------------|------------|-----------------|
| Thinking about your school, how strongly do you agree or disagree with each of the following statements? | | | | | | | |
| | | Strongly Agree | Agree | Disagree | Strongly Disagree | Don't Know | Total Responses |
| (a) | School leaders and staff at my school are welcoming to families of all cultures. | 30 | 38 | 2 | 0 | 10 | 80 |
| | | 38% | 48% | 3% | 0% | 13% | |
| (b) | School leaders and staff at my school are welcoming to families of all economic backgrounds. | 28 | 33 | 3 | 1 | 15 | 80 |
| | | 35% | 41% | 4% | 1% | 19% | |
| (c) | School leaders and staff at my school are welcoming to families of all races/ethnicities. | 33 | 34 | 2 | 1 | 10 | 80 |
| | | 41% | 43% | 3% | 1% | 13% | |
| (d) | School leaders and staff at my school are welcoming to families of all religions. | 30 | 36 | 1 | 1 | 12 | 80 |
| | | 38% | 45% | 1% | 1% | 15% | |
| (e) | School leaders and staff at my school are welcoming to families who speak languages other than English. | 31 | 35 | 2 | 0 | 11 | 79 |
| | | 39% | 44% | 3% | 0% | 14% | |

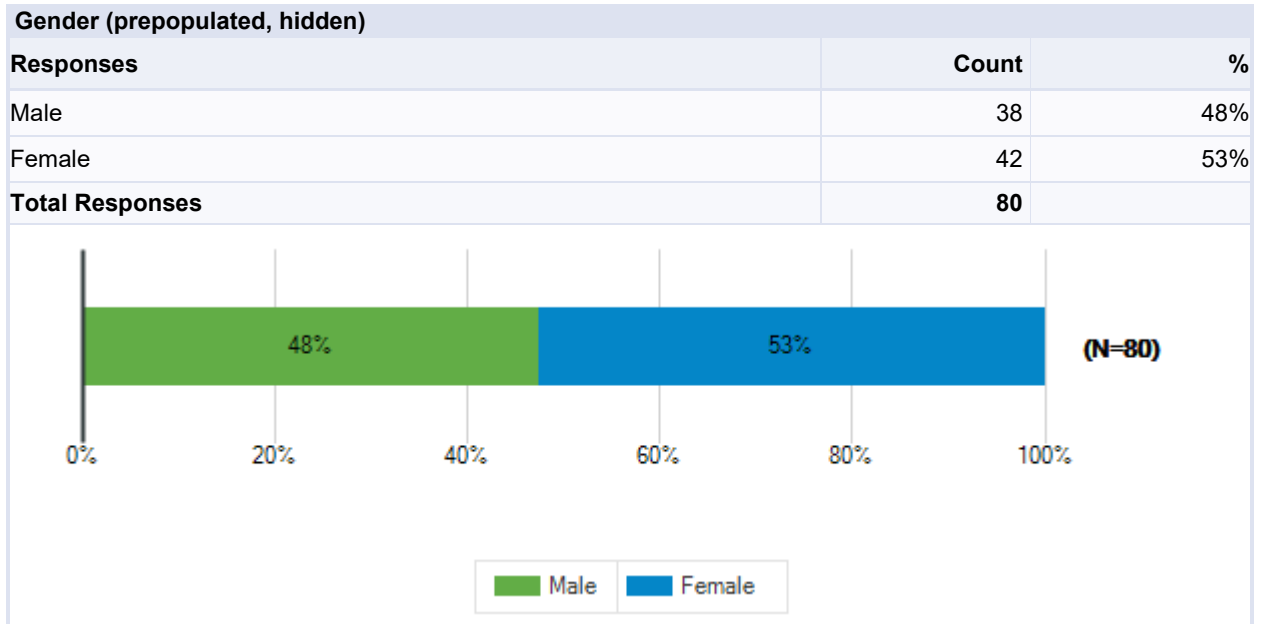


Lamar Consolidated ISD
22-23 Climate Survey for Students

| Grade Level (prepopulated, hidden) | | |
|------------------------------------|-----------|------|
| Responses | Count | % |
| 5 | 80 | 100% |
| 6 | 0 | 0% |
| 7 | 0 | 0% |
| 8 | 0 | 0% |
| 9 | 0 | 0% |
| 10 | 0 | 0% |
| 11 | 0 | 0% |
| 12 | 0 | 0% |
| Total Responses | 80 | |

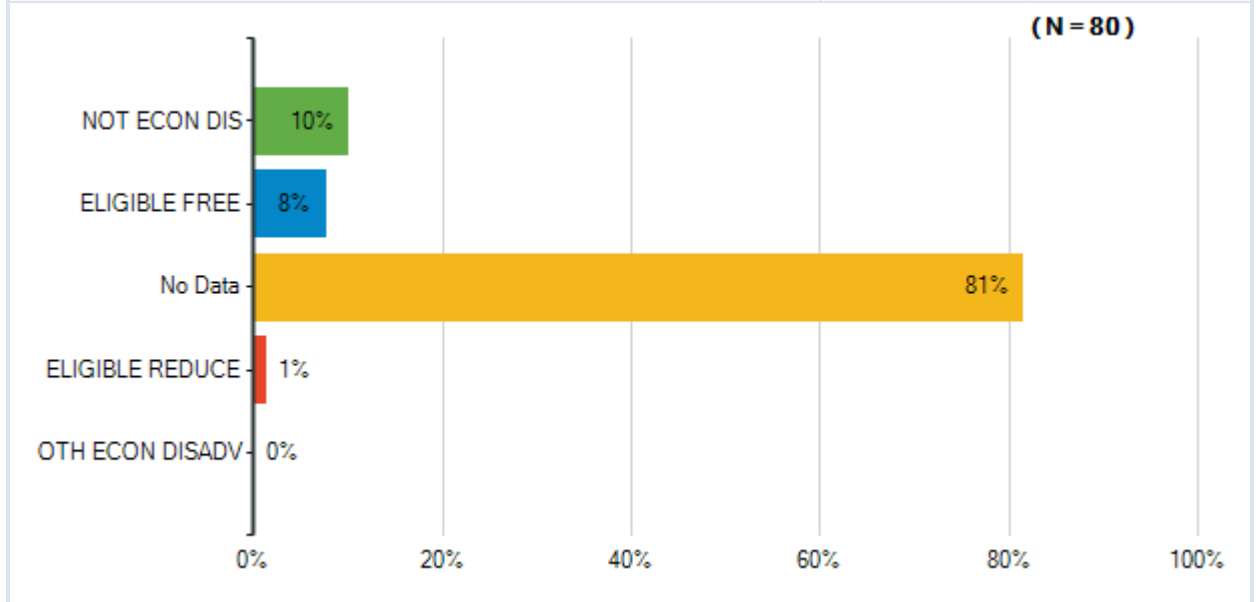


Lamar Consolidated ISD
22-23 Climate Survey for Students



Lamar Consolidated ISD
22-23 Climate Survey for Students

| Free or Reduced Price Meal Status (prepopulated, hidden) | | |
|--|-----------|-----|
| Responses | Count | % |
| NOT ECON DIS | 8 | 10% |
| ELIGIBLE FREE | 6 | 8% |
| No Data | 65 | 81% |
| ELIGIBLE REDUCE | 1 | 1% |
| OTH ECON DISADV | 0 | 0% |
| Total Responses | 80 | |



Lamar Consolidated ISD
22-23 Climate Survey for Students

| Language Spoken at Home(prepopulated, hidden) | | |
|---|-------|-----|
| Responses | Count | % |
| AFRIKAANS | 0 | 0% |
| AKAN | 0 | 0% |
| ALBANIAN, TOSK | 0 | 0% |
| AMHARIC | 0 | 0% |
| ARABIC | 1 | 1% |
| BALINESE | 0 | 0% |
| BENGALI | 0 | 0% |
| BOSNIAN | 0 | 0% |
| BURMESE | 0 | 0% |
| CAMBODIAN | 0 | 0% |
| CANTONESE | 0 | 0% |
| CEBUANO | 0 | 0% |
| CHAOCHOW/TEOCHIU | 0 | 0% |
| CHINESE | 0 | 0% |
| CROATIAN | 0 | 0% |
| CROW | 0 | 0% |
| CZECH | 0 | 0% |
| EFIK | 0 | 0% |
| ENGLISH | 77 | 96% |
| ESKIMO | 0 | 0% |
| ESTONIAN | 0 | 0% |
| ETHIOPIC | 0 | 0% |
| EWE | 0 | 0% |
| FARSI | 0 | 0% |
| FINNISH | 0 | 0% |
| FRENCH | 0 | 0% |
| FUKIEN/HOKKIEN | 0 | 0% |
| GERMAN | 0 | 0% |
| GUJARATI | 0 | 0% |
| HAINANESE | 0 | 0% |
| HAITIAN-CREOLE | 0 | 0% |
| HAKKA | 0 | 0% |
| HAUSA | 0 | 0% |
| HEBREW | 0 | 0% |
| HINDI | 0 | 0% |
| HUNGARIAN | 0 | 0% |
| IBO/IGBO | 0 | 0% |
| ILONGGO | 0 | 0% |

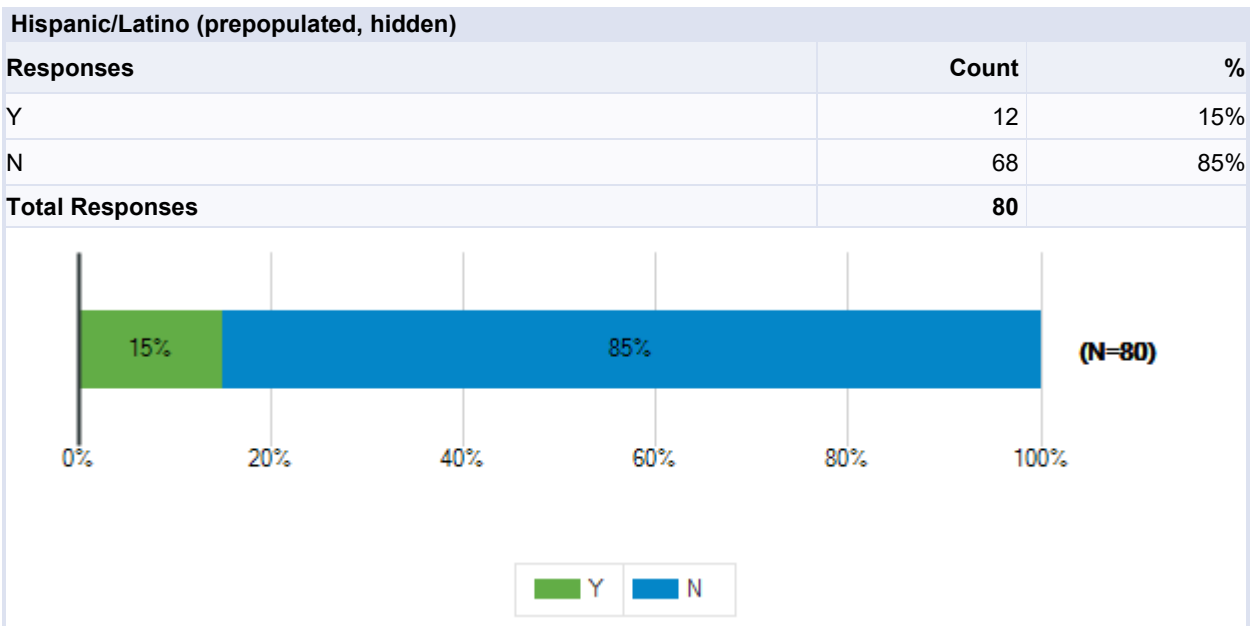
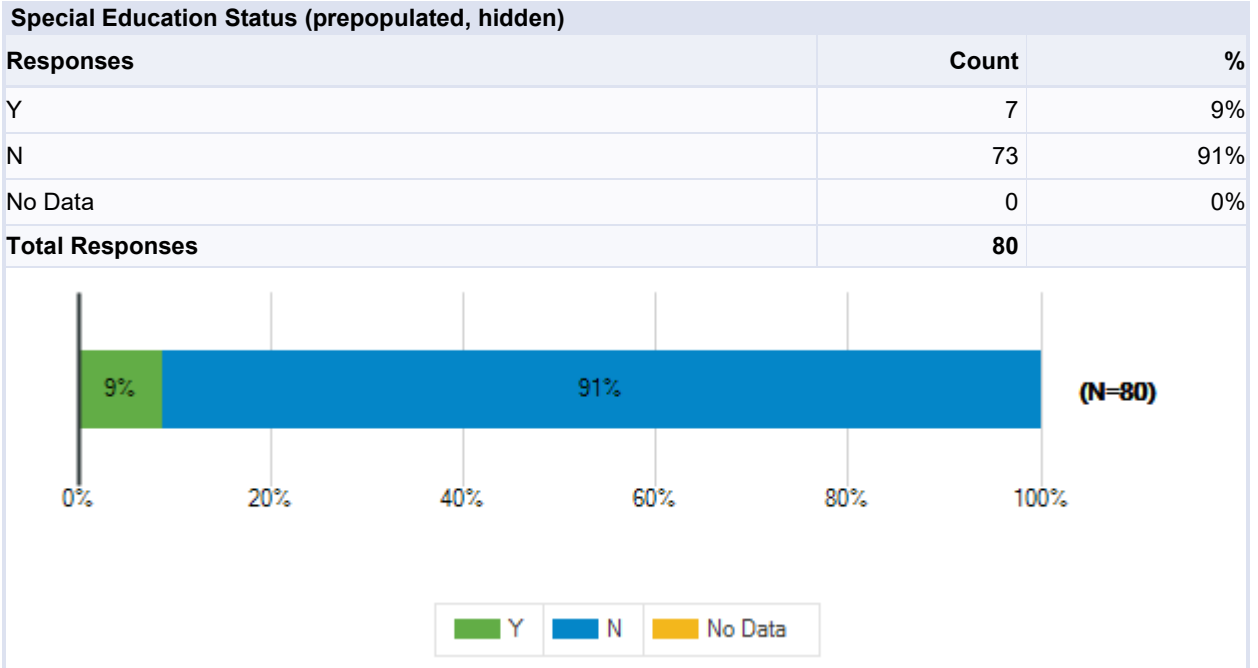
Lamar Consolidated ISD
22-23 Climate Survey for Students

| | | |
|---------------------------|---|----|
| INDONESIAN | 0 | 0% |
| ITALIAN | 0 | 0% |
| JAPANESE | 0 | 0% |
| KACHE | 0 | 0% |
| KONKANI | 0 | 0% |
| KOREAN | 0 | 0% |
| KRIO | 0 | 0% |
| KURDISH | 0 | 0% |
| LAOTIAN | 0 | 0% |
| LINGALA | 0 | 0% |
| LITHUANIAN | 0 | 0% |
| LUGANDA | 0 | 0% |
| MALAY | 0 | 0% |
| MALAYALAM | 0 | 0% |
| MANDARIN | 0 | 0% |
| MANDE | 0 | 0% |
| MARATHI | 0 | 0% |
| NATIVE AMERICAN LANGUAGES | 0 | 0% |
| NEPALI | 0 | 0% |
| NORWEGIAN | 0 | 0% |
| No Data | 0 | 0% |
| ORIYA | 0 | 0% |
| OTHER LANGUAGES | 1 | 1% |
| PANJABI | 0 | 0% |
| PASHTO | 0 | 0% |
| PILIPINO | 0 | 0% |
| POLISH | 0 | 0% |
| PORTUGUESE | 0 | 0% |
| RUSSIAN | 0 | 0% |
| SAMOAN | 0 | 0% |
| SERBIAN | 0 | 0% |
| SHANGHAI | 0 | 0% |
| SHONA | 0 | 0% |
| SIKKIMESE | 0 | 0% |
| SINDHI | 0 | 0% |
| SINHALESE | 0 | 0% |
| SOMALI | 0 | 0% |
| SOTHO | 0 | 0% |
| SPANISH | 0 | 0% |
| SWAHILI | 0 | 0% |
| SWEDISH | 0 | 0% |

Lamar Consolidated ISD
22-23 Climate Survey for Students

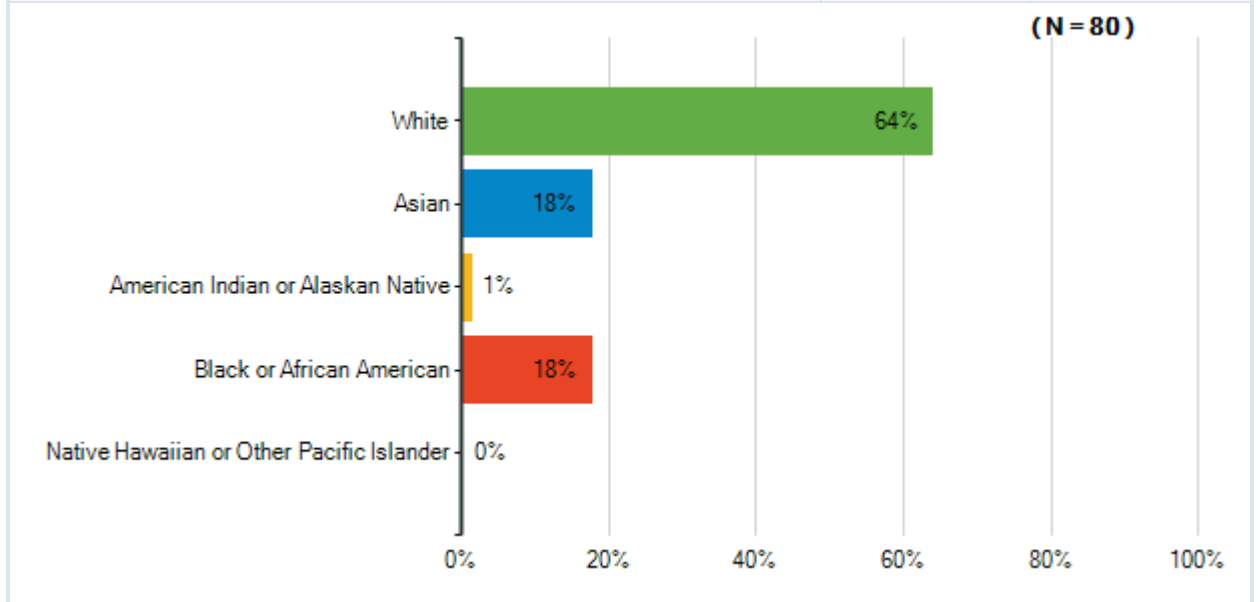
| | | |
|----------------------------|-----------|----|
| TAIWANESE/FORMOSAN/MIN NAN | 0 | 0% |
| TAMIL | 0 | 0% |
| TELUGU | 0 | 0% |
| THAI | 0 | 0% |
| TIBETAN | 0 | 0% |
| TIGRINYA | 0 | 0% |
| TIWA | 0 | 0% |
| TURKISH | 0 | 0% |
| UKRAINIAN | 0 | 0% |
| URDU | 0 | 0% |
| VIETNAMESE | 1 | 1% |
| YORUBA | 0 | 0% |
| Total Responses | 80 | |

Lamar Consolidated ISD
22-23 Climate Survey for Students



Lamar Consolidated ISD
22-23 Climate Survey for Students

| Race/Ethnicity (prepopulated, hidden) | | |
|---|-----------|-----|
| Responses | Count | % |
| White | 51 | 64% |
| Asian | 14 | 18% |
| American Indian or Alaskan Native | 1 | 1% |
| Black or African American | 14 | 18% |
| Native Hawaiian or Other Pacific Islander | 0 | 0% |
| Total Responses | 80 | |



Lamar Consolidated ISD
22-23 Climate Survey for Students

Please select your school level.

| Responses | Count | % |
|------------------------|-----------|------|
| Elementary School | 80 | 100% |
| Middle School | 0 | 0% |
| Junior High School | 0 | 0% |
| High School | 0 | 0% |
| Total Responses | 80 | |

